

Emerging Biological Targets: Kinases, Proteases, Ion Channels & Parasite-Specific Metabolic Pathways

Type: Research Article

Received: June 18, 2026

Published: July 08, 2026

Citation:

Shoheb Shaikh., et al. "Emerging Biological Targets: Kinases, Proteases, Ion Channels & Parasite-Specific Metabolic Pathways". PriMera Scientific Medicine and Public Health 9.1 (2026): 18-26.

Copyright:

© 2026 Shoheb Shaikh., et al. This is an open-access article distributed under the Creative Commons Attribution License, which permits unrestricted use, distribution, and reproduction in any medium, provided the original work is properly cited.

Shoheb Shaikh^{1*}, Vishal Pande¹ and Ashish Alte²

¹Associate Professor, RSM's NN Sattha College of Pharmacy, Ahilyanagar

²Assistant Professor, RSM's NN Sattha College of Pharmacy, Ahilyanagar

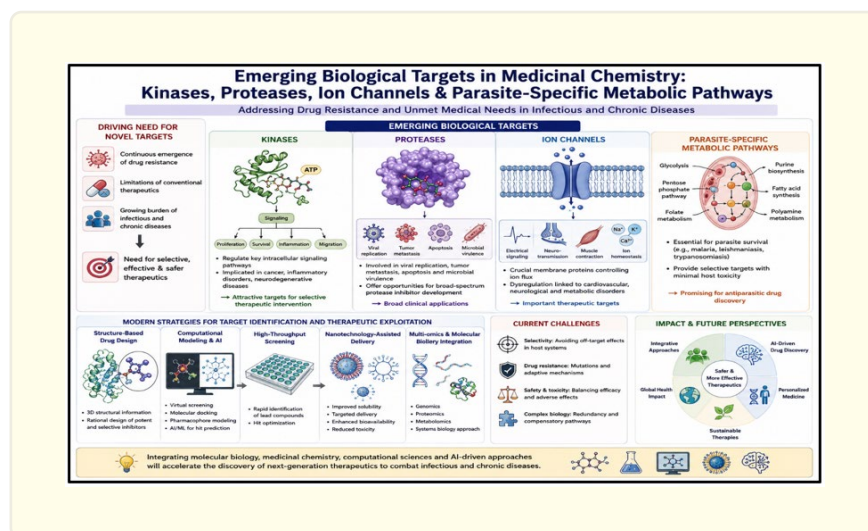
***Corresponding Author:** Shoheb Shaikh, Associate Professor, RSM's NN Sattha College of Pharmacy, Ahilyanagar.

Abstract

The continuous emergence of drug resistance, limitations of conventional therapeutics, and the growing burden of infectious and chronic diseases have intensified the search for novel biological targets in medicinal chemistry. Emerging biological targets such as kinases, proteases, ion channels, and parasite-specific metabolic pathways have gained substantial attention due to their pivotal roles in cellular signaling, pathogen survival, and disease progression. Protein kinases regulate numerous intracellular pathways associated with cancer, inflammatory disorders, and neurodegenerative diseases, making them attractive targets for selective therapeutic intervention. Proteases are involved in viral replication, tumor metastasis, apoptosis, and microbial virulence, thereby offering opportunities for the development of protease inhibitors with broad clinical applications. Ion channels represent crucial membrane proteins that regulate electrical signaling, neurotransmission, and ion homeostasis, and their dysregulation has been implicated in cardiovascular, neurological, and metabolic disorders. In parasitic diseases, pathogen-specific metabolic pathways provide selective drug targets with minimal host toxicity, especially in malaria, leishmaniasis, and trypanosomiasis. This mini-review highlights recent advances in the identification and therapeutic exploitation of these emerging targets, discusses current challenges associated with selectivity and resistance, and summarizes modern strategies including structure-based drug design, computational modeling, and nanotechnology-assisted delivery systems. The review underscores the importance of integrating molecular biology, medicinal chemistry, and artificial intelligence-driven approaches to accelerate the discovery of safer and more effective therapeutics.

Keywords: Kinases; Proteases; Ion Channels; Parasite-Specific Pathways; Drug Discovery; Medicinal Chemistry; Targeted Therapeutics

Graphical Abstract Image



Introduction

The rapid advancement of molecular biology, computational chemistry, and structural bioinformatics has significantly transformed the field of medicinal chemistry by enabling the identification of novel and highly selective biological targets [1]. Traditional drug discovery approaches often focused on symptom management or broad-spectrum mechanisms, whereas contemporary therapeutic development increasingly relies on target-based strategies aimed at modulating specific molecular pathways involved in disease progression. Emerging biological targets such as kinases, proteases, ion channels, and parasite-specific metabolic pathways have become central to modern pharmacological research because of their crucial roles in cellular signaling, metabolism, and pathogenic survival [2].

Kinases represent one of the largest and most therapeutically relevant protein families involved in signal transduction and regulation of cell proliferation, differentiation, apoptosis, and metabolism. Dysregulation of kinase activity has been associated with numerous diseases, including cancer, inflammatory disorders, diabetes, and neurodegenerative conditions. Consequently, kinase inhibitors have emerged as an important class of targeted therapeutics with remarkable clinical success [3].

Proteases are another major category of therapeutic targets due to their involvement in protein processing, viral maturation, apoptosis, tissue remodeling, and microbial pathogenicity. Several clinically approved antiviral agents, including HIV and hepatitis C therapeutics, function through protease inhibition. Similarly, ion channels have attracted considerable interest because of their essential role in electrical signaling, membrane excitability, and ion homeostasis. Abnormal ion channel activity contributes to neurological disorders, arrhythmias, pain syndromes, and metabolic diseases [4].

Parasitic diseases continue to pose a substantial global health challenge, particularly in developing countries. Conventional antiparasitic drugs are often limited by toxicity and increasing resistance. Parasite-specific metabolic pathways offer promising opportunities for selective therapeutic intervention by targeting enzymes and biochemical processes absent in human hosts [5].

This mini-review summarizes recent progress in targeting kinases, proteases, ion channels, and parasite-specific metabolic pathways, while highlighting the medicinal chemistry strategies employed in the development of next-generation therapeutics.

Kinases as Emerging Therapeutic Targets

Biological Significance of Kinases

Protein kinases are enzymes responsible for the phosphorylation of proteins, lipids, and other substrates, thereby regulating intracellular signaling pathways essential for cellular homeostasis. More than 500 kinases have been identified in the human kinome, many of which are associated with pathological conditions when dysregulated. Aberrant kinase signaling has been linked to oncogenesis, autoimmune disorders, inflammatory diseases, and neurodegeneration.

Kinases are generally classified into receptor tyrosine kinases (RTKs), non-receptor tyrosine kinases, serine/threonine kinases, and lipid kinases. Receptor tyrosine kinases such as epidermal growth factor receptor (EGFR), vascular endothelial growth factor receptor (VEGFR), and human epidermal growth factor receptor 2 (HER2) are frequently overexpressed or mutated in cancer [6].

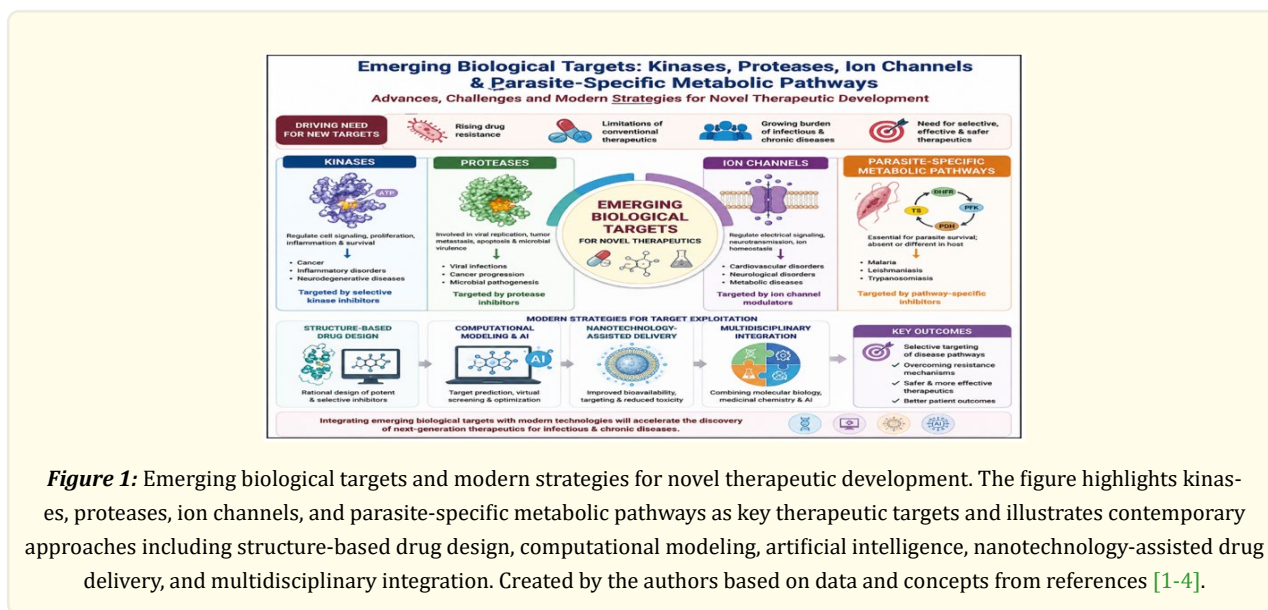


Figure 1: Emerging biological targets and modern strategies for novel therapeutic development. The figure highlights kinases, proteases, ion channels, and parasite-specific metabolic pathways as key therapeutic targets and illustrates contemporary approaches including structure-based drug design, computational modeling, artificial intelligence, nanotechnology-assisted drug delivery, and multidisciplinary integration. Created by the authors based on data and concepts from references [1-4].

Kinase Inhibitors in Drug Discovery

The success of kinase-targeted therapies has revolutionized precision medicine. Small-molecule kinase inhibitors such as imatinib, erlotinib, gefitinib, and sorafenib have demonstrated remarkable efficacy in various malignancies. Imatinib, a BCR-ABL kinase inhibitor, remains a landmark example of rational drug design targeting chronic myeloid leukemia.

Recent medicinal chemistry approaches focus on improving selectivity, minimizing off-target effects, and overcoming resistance mutations. Covalent kinase inhibitors and allosteric modulators have emerged as promising strategies for enhancing therapeutic efficacy [7].

Challenges in Kinase Targeting

Despite significant advances, kinase inhibitor development faces several challenges including acquired resistance, poor selectivity, toxicity, and compensatory signaling mechanisms. Mutations within ATP-binding domains often reduce inhibitor binding affinity, necessitating the development of next-generation inhibitors.

Artificial intelligence (AI)-assisted virtual screening, molecular docking, and machine learning models are increasingly being integrated into kinase inhibitor discovery to accelerate lead optimization and improve predictive accuracy [8].

Proteases as Therapeutic Targets

Role of Proteases in Disease Pathogenesis

Proteases catalyze peptide bond hydrolysis and are involved in numerous physiological processes including digestion, immune responses, apoptosis, and tissue remodeling. Protease dysregulation contributes to cancer metastasis, inflammatory diseases, neurodegeneration, and viral replication.

Proteases are categorized into serine, cysteine, aspartic, threonine, and metalloproteases based on their catalytic mechanisms. Matrix metalloproteinases (MMPs), caspases, HIV protease, and SARS-CoV-2 main protease are among the most extensively studied therapeutic targets [9].

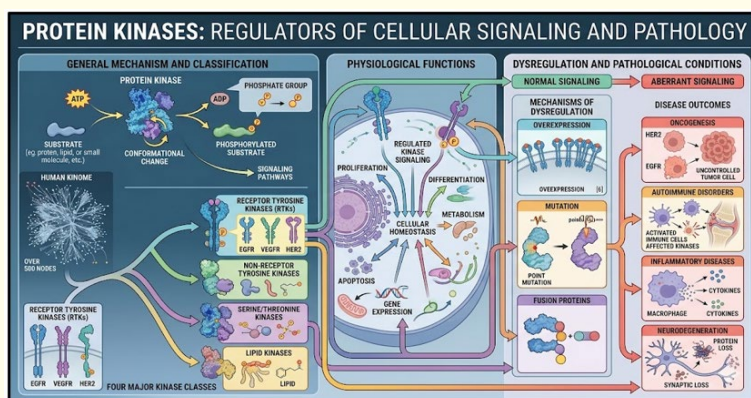


Figure 2: Protein kinases as central regulators of cellular signaling, physiological processes, and disease pathogenesis. The figure illustrates kinase-mediated phosphorylation mechanisms, major kinase classes, roles in cellular homeostasis, and pathological consequences of kinase dysregulation including cancer, autoimmune disorders, inflammatory diseases, and neurodegeneration. Created by the authors based on information from references [9-11].

Development of Protease Inhibitors

Protease inhibitors have become highly successful therapeutic agents in antiviral therapy. HIV protease inhibitors such as ritonavir, lopinavir, and atazanavir significantly improved antiretroviral therapy outcomes. Similarly, direct-acting antivirals targeting hepatitis C virus NS3/4A protease demonstrated high cure rates.

The COVID-19 pandemic further emphasized the importance of protease targeting, particularly the SARS-CoV-2 main protease (Mpro) and papain-like protease (PLpro). Several inhibitors were rapidly developed using structure-based drug design and computational screening [10].

Challenges and Future Prospects

Protease inhibitor development is complicated by issues related to specificity, bioavailability, and resistance. Broad-spectrum inhibition may lead to toxicity due to the physiological importance of host proteases. Consequently, selective targeting strategies and prodrug approaches are being explored.

Nanotechnology-based delivery systems such as liposomes, polymeric nanoparticles, and nanosponges have shown potential in enhancing protease inhibitor stability and tissue targeting [11].

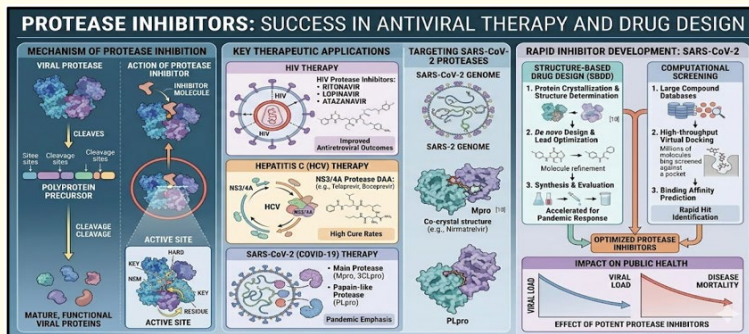


Figure 3: Mechanisms of protease inhibition and their therapeutic applications in antiviral drug development. The figure illustrates viral protease-mediated polyprotein processing, inhibitor binding to active sites, therapeutic applications in HIV, hepatitis C virus (HCV), and SARS-CoV-2 infections, as well as structure-based drug design and computational screening approaches used for rapid protease inhibitor discovery. Created by the authors based on information from references [12].

Ion Channels as Emerging Drug Targets

Physiological Importance of Ion Channels

Ion channels are transmembrane proteins that regulate the movement of ions across biological membranes, thereby controlling electrical signaling, neurotransmission, muscle contraction, and cellular homeostasis. Ion channel dysfunction has been implicated in epilepsy, chronic pain, arrhythmias, psychiatric disorders, and metabolic diseases. Major classes of ion channels include voltage-gated ion channels, ligand-gated ion channels, and mechanosensitive channels. Voltage-gated sodium, potassium, and calcium channels are particularly important therapeutic targets [12].

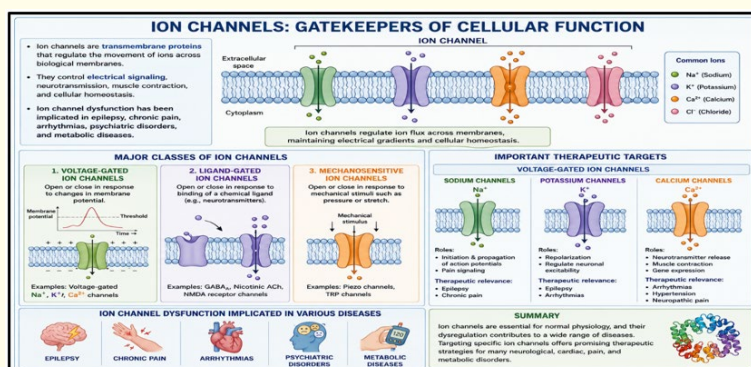


Figure 4: Structure, classification, physiological functions, and therapeutic relevance of ion channels. The figure illustrates voltage-gated, ligand-gated, and mechanosensitive ion channels, their roles in ion transport and cellular homeostasis, and their involvement in neurological, cardiovascular, psychiatric, pain-related, and metabolic disorders. Created by the authors based on information from references [12-14].

Therapeutic Applications of Ion Channel Modulators

Several clinically important drugs act through ion channel modulation. Calcium channel blockers such as amlodipine and verapamil are widely used in hypertension and cardiovascular disorders. Sodium channel blockers are important in epilepsy and pain management.

Recent research has focused on selective ion channel modulators with improved subtype specificity. The transient receptor potential (TRP) channels and potassium channel families have gained significant attention in oncology and neuropathic pain research [13].

Advances in Ion Channel Drug Discovery

Cryo-electron microscopy and high-resolution structural studies have greatly facilitated ion channel drug discovery by providing insights into channel gating and ligand-binding mechanisms. AI-driven molecular modeling and electrophysiological screening platforms are increasingly being utilized for lead identification.

Despite promising developments, challenges related to selectivity, cardiotoxicity, and central nervous system penetration continue to limit clinical translation [14].

Parasite-Specific Metabolic Pathways as Selective Drug Targets

Importance of Parasite-Specific Targets

Parasitic infections such as malaria, leishmaniasis, trypanosomiasis, and toxoplasmosis remain major global health concerns. The emergence of multidrug-resistant parasites has highlighted the urgent need for novel therapeutic approaches.

Parasite-specific metabolic pathways provide attractive opportunities for selective targeting because many parasitic organisms possess unique biochemical pathways absent in mammalian hosts. Targeting these pathways minimizes host toxicity and improves therapeutic selectivity [15].

Major Parasite-Specific Pathways

Several parasite-specific pathways have been extensively investigated in medicinal chemistry research. The folate biosynthesis pathway in Plasmodium species, trypanothione metabolism in Trypanosoma parasites, and glycosome-associated pathways in kinetoplastids are among the most promising targets.

Enzymes such as dihydrofolate reductase (DHFR), falcipain proteases, trypanothione reductase, and plasmepsins have emerged as key molecular targets for antiparasitic drug development [16].

Emerging Therapeutic Strategies

Structure-based drug design, fragment-based screening, and computational approaches have accelerated the discovery of selective antiparasitic agents. Combination therapies and nanocarrier-based drug delivery systems are also being explored to overcome resistance and improve pharmacokinetic profiles.

Natural products continue to serve as valuable sources of antiparasitic lead compounds. Artemisinin and ivermectin remain classic examples of successful natural product-derived therapeutics [17].

Modern Technologies in Emerging Target-Based Drug Discovery

Recent advances in medicinal chemistry have been strongly supported by innovative technologies including artificial intelligence, machine learning, molecular docking, molecular dynamics simulations, and systems biology approaches. These technologies facilitate target identification, virtual screening, lead optimization, and toxicity prediction [18].

Artificial intelligence-driven drug discovery platforms are increasingly capable of predicting ligand-target interactions with high accuracy, thereby reducing the cost and duration of drug development. Similarly, cryo-electron microscopy and high-throughput screening technologies have accelerated structural characterization of complex biological targets [19].

Nanotechnology-based drug delivery systems offer additional advantages by improving drug solubility, bioavailability, tissue targeting, and controlled release profiles. Liposomes, dendrimers, polymeric nanoparticles, and lipid nanocarriers have demonstrated promising applications in targeted therapeutic delivery [20].

Challenges and Future Perspectives

Although significant progress has been achieved in targeting kinases, proteases, ion channels, and parasite-specific pathways, several challenges remain. Drug resistance, poor selectivity, toxicity, pharmacokinetic limitations, and complex disease biology continue to hinder successful therapeutic development [21].

Future medicinal chemistry research is expected to increasingly focus on personalized medicine, polypharmacology, multi-target therapeutics, and AI-guided drug design. Integration of omics technologies, systems pharmacology, and computational biology may further improve therapeutic precision and accelerate the discovery of next-generation drugs [22].

Collaborative efforts involving medicinal chemists, molecular biologists, pharmacologists, and computational scientists will be essential for translating emerging biological targets into clinically effective therapeutics [23].

Conclusion

Emerging biological targets including kinases, proteases, ion channels, and parasite-specific metabolic pathways represent highly promising avenues for modern drug discovery and therapeutic innovation. Advances in structural biology, computational modeling, nanotechnology, and artificial intelligence have significantly accelerated the development of selective and potent therapeutic agents targeting these pathways. Despite persistent challenges such as resistance and toxicity, ongoing interdisciplinary research continues to improve the prospects for precision therapeutics. Future developments in medicinal chemistry are likely to emphasize integrated target-based approaches that combine molecular specificity, advanced drug delivery systems, and computational intelligence to address complex human diseases more effectively.

Funding

No funding was received for the preparation of this manuscript. The authors declare that no external financial support was obtained for the research, authorship, or publication of this work.

Conflict of interest

The authors declare that there are no conflicts of interest regarding the publication of this chapter. The authors alone are responsible for the content and writing of this manuscript.

Generative AI statement

The author(s) declared that generative AI was used in the creation of this manuscript. This manuscript was prepared with limited assistance from generative AI tools (e.g., ChatGPT, Grammarly AI). Specifically, AI tools were only used for language polishing (e.g., optimizing English expression fluency, correcting grammatical errors) and formatting consistency (e.g., standardizing citation formats, aligning table/figure annotations with journal requirements) of the draft manuscript. No generative AI tool was employed for core research processes, including but not limited to: literature search and screening, data extraction and analysis, statistical modeling, interpretation of results, and formulation of conclusions. All content related to study design, methodological details, outcome data, and discussion of findings was independently conceived, conducted, and written by the authors, followed by rigorous manual review

and validation. The authors confirm that the final manuscript accurately reflects the research process and results, and all AI-assisted outputs were thoroughly verified for scientific accuracy and consistency with the original data.

Any alternative text (alt text) provided alongside figures in this article has been generated by Frontiers with the support of artificial intelligence and reasonable efforts have been made to ensure accuracy, including review by the authors wherever possible. If you identify any issues, please contact us.

Authors' Contributions

S.S. Shaikh: Conceptualization, literature review, data curation, manuscript writing, visualization, and final manuscript preparation.

V.V. Pande: Methodology development, scientific editing, validation, supervision, and critical revision of the manuscript.

A.R. Alte: Investigation, resource collection, formatting, reference management, and proofreading of the manuscript.

References

1. Chou KC. "Impacts of bioinformatics to medicinal chemistry". *Medicinal chemistry* 11.3 (2015): 218-34.
2. Kumar A., et al. "Recent Advances in the Treatment of Parasitic Diseases: Current Status and Future". *Natural Product Based Drug Discovery Against Human Parasites: Opportunities and Challenges* (2023): 249-86.
3. Pang K., et al. "Role of protein phosphorylation in cell signaling, disease, and the intervention therapy". *MedComm* 3.4 (2022): e175.
4. Abdel-Meguid SS. "Proteases as targets for therapy". *Springer Science & Business Media* (2000).
5. Idris OA, Wintola OA and Afolayan AJ. "Helminthiasis; prevalence, transmission, host-parasite interactions, resistance to common synthetic drugs and treatment". *Heliyon* 5.1 (2019).
6. Divecha VD. "Tyrosine Kinases and Its Receptors: Emphasis on Activation Signaling Pathways and Inhibitors". *African Journal of Biomedical Research* (2025).
7. Rudolph J, Hoefflich KP and Dar AC. "Contemporary design of small-molecule kinase modulators: orthosteric, allosteric and induced-proximity strategies". *Nature Reviews Drug Discovery* (2026): 1-24.
8. Elgawish MS., et al. "Leveraging artificial intelligence and machine learning in kinase inhibitor development: advances, challenges, and future prospects". *RSC Medicinal Chemistry* 16.10 (2025): 4698-720.
9. Apoorva OS., et al. "Proteases: Role in various human diseases". *Current pharmaceutical biotechnology* 26.14 (2025): 2257-69.
10. Petushkova AI and Zamyatnin Jr AA. "Papain-like proteases as coronaviral drug targets: Current inhibitors, opportunities, and limitations". *Pharmaceuticals* 13.10 (2020): 277.
11. Kuskov AN and Kukovyakina EV. "Nanotechnology-based drug delivery systems". *Pharmaceutics* 17.1 (2025): 110.
12. Khonza MM., et al. "Role of Ligand-and Voltage-Gated Ion Channels in Cell Signaling". *InCell Signaling* (2025): 154-186.
13. Zhang M., et al. "TRP (transient receptor potential) ion channel family: structures, biological functions and therapeutic interventions for diseases". *Signal Transduction and Targeted Therapy* 8.1 (2023): 261.
14. Zheng PP, Li J and Kros JM. "Breakthroughs in modern cancer therapy and elusive cardiotoxicity: Critical research-practice gaps, challenges, and insights". *Medicinal research reviews* 38.1 (2018): 325-76.
15. Kumar A., et al. "Recent Advances in the Treatment of Parasitic Diseases: Current Status and Future". *Natural Product Based Drug Discovery Against Human Parasites: Opportunities and Challenges* (2023): 249-86.
16. Belete TM. "Recent progress in the development of new antimalarial drugs with novel targets". *Drug design, development and therapy* (2020): 3875-89.
17. Shang X., et al. "Natural products in antiparasitic drug discovery: Advances, opportunities and challenges". *Natural Product Reports* 42.9 (2025): 1419-58.
18. Siddiqui B., et al. "Artificial intelligence in computer-aided drug design (cadd) tools for the finding of potent biologically active small molecules: Traditional to modern approach". *Combinatorial Chemistry & High Throughput Screening* (2025).

19. Lytan I, et al. "Computational Innovations in Cancer Research and How Computing is Transforming Drug Discovery and Development: A Review". *Mini-Reviews in Medicinal Chemistry* (2026).
20. Suri SS, Fenniri H and Singh B. "Nanotechnology-based drug delivery systems". *Journal of occupational medicine and toxicology* 2.1 (2007): 16.
21. Doerig C. "Protein kinases as targets for anti-parasitic chemotherapy". *Biochemistry and Biophysics Acta (BBA)-Proteins and Proteomics* 1697.1-2 (2004): 155-68.
22. Abdelsayed M. "AI-driven polypharmacology in small-molecule drug discovery". *International journal of molecular sciences* 26.14 (2025): 6996.
23. Marques L, et al. "Advancing precision medicine: a review of innovative in silico approaches for drug development, clinical pharmacology and personalized healthcare". *Pharmaceutics* 16.3 (2024): 332.