

Attention Patterns in Youtube and TikTok Internet Social Networks

Type: Research Article
Received: April 26, 2026
Published: June 30, 2026

Citation:
Mohamed Bobo Diallo., et al.
"Attention Patterns in Youtube
and TikTok Internet Social
Networks". PriMera Scientific
Engineering 9.1 (2026): 02-10.

Copyright:
© 2026 Mohamed Bobo Diallo.,
et al. This is an open-access
article distributed under the
Creative Commons Attribution
License, which permits unre-
stricted use, distribution, and
reproduction in any medium,
provided the original work is
properly cited.

**Mohamed Bobo Diallo^{1*}, N'golo Konate¹, Fatoumata Rosalie Tokpa¹, Dethie Dione²,
Issagha Bah³, Nada Sbihi⁴, Moustapha Diaby⁵ and Armel Fabrice Evrard Yode¹**

¹Universite Felix Houphouet-Boigny (Abidjan, CAMES Côte d'Ivoire)

²Universite Gaston Berger (Saint-Louis, CAMES Senegal)

³Internet Society Côte d'Ivoire

⁴Institut National des Postes et Télécommunications (INPT, Rabat, Morocco)

⁵ESATIC (CAMES Côte d'Ivoire)

***Corresponding Author:** Mohamed Bobo Diallo, Universite Felix Houphouet-Boigny (Abidjan, CAMES Côte d'Ivoire).

Abstract

There is a concern whether social networks are the beast as envisioned by the eschatologist Jean, greedy of social interactions in practical terms rather than simply connecting better humans in the real world. This paper gives insights on the improbability that Internet social networks eased the emergence of a new bright connected planet empowering technology to brighten every horizon of the planet, on the shoulders of two decades of practicing social networks from *Hi5* to *TikTok* through *Facebook/Instagram/Threads* via *Orkut*. Our results reveal that the interactions facilitated by these social networks are very real. However, these social networks sometimes generate an overload of information seriously affecting the analysis and attention capacity of users of various digital literacies. This is particularly the case of *Youtube*, and worse *TikTok*, on which we rely to illustrate this fact by gathering a set of data from the activity of *@hanifrabbanihqqani* account private datasets, broadcasting since 2023g, 1445h as the contemporary imam of the rawdah, streaming from french maturity without precedent-ness recorded.

Introduction

Information overload has been envisioned among early connected humanity main challenges by Alvin Tofler and so others afterwards [14]. Internet users attention scarcity of few hours frame times of daily digital capacity makes it nowadays impossible, in an expected lifetime, to consume whatever we would enjoy likely, with the oceans of digital content available at ultra cloud scale nowadays at major service providers such as Youtube.com [1, 9], Rutube.ru and TikTok.com [10, 7, 5].

Thus, there is a stake to better envision mediation at Internet scale between users and cloud providers to provide good quality top-k retrieval, which means enough sufficiency quality in top firsts recommendations, that it is insufficiently succeeded in major recommender of quality experience such as Youtube. Such challenge is not easy with respect to Information retrieval field of research that has performance objectives in terms of top ranking, to improve ostensibly with the expectations on Internet social networks.

This paper exploits the yet private dataset of @hanifrabbanihaqqani, a trending contemporaneous influencer on Youtube and TikTok, to achieve sufficient enlightenment that the best speech scripts, has very poor statistics online, except on TikTok so encouraging artificial attentions from local communities beyond the hundred views rarely, unless paid promotion fees.

The article therefore focuses on analyzing the attention superchery in social nets by analyzing data from @hanifrabbanihaqqani dataset. We start by a short panoramic overview of usually safe social networks (section 2). Afterwards (section 3), we provide insights on attention measured from the @hanifrabbanihaqqani dataset. We conclude (Section 6) by what this impede on Internet users and fortunes that save mankind from making them tragical weapons of mass disillusioning of empty faith that mankind is not sharefully selflessness. Penultimately, you shouldn't miss the few research backlog ideas provided (Section 4) that should be of interest for the *next billion users social network* revolution engineers, which is not of course the mastodon wave that has our already generation of pioneer users already losing faith and trust in the contemporary digitat; which has again spoiled a yet another new world discovered sharing empathy.

Digital social networks in a nutshell

There are many digital social networks that have scale the billion users at Internet scale including whatsapp and his business version, the later two very used in Africa besides Telegram including in corporate dependencies even public ; which is not a good news that the Facebook company has dependency on public servants in an agricultural centric economy such as Côte d'Ivoire or a mining-centric economy such as Guinea Conakry [6].

From the Meta ecosystem, Instagram is the current first entry solution for better social network experience. So don't ask why your Facebook is no longer of good quality of interactions, not celebrating brighter gems but always there for a better event progress and beautiful photos from national islamic celebration days, if you are muslim for instance. However, you may be more mindfully satisfied with influencers of various enlightenment on Instagram. The new Meta social network, Threads has very well designed features for top tiers influencers with possibility to stream audios, share text, and creative images and features.

Besides, Youtube purchased by Google in 2006 has very interesting features, but you cannot sponsor your videos if you are from countries like Côte d'Ivoire. Also, online chats are restricted so that one can't follow live comments, hyperlinkly speaking. Additionally, astonishing insight that your own followers can hide from you in Youtube. Thus, Youtube enable hiding followers, which means an influencer may not see some of his own followers. Additionnaly users can create playlists and manage them collaboratively. Also, Youtube support directs that have often anonymous users, but audiences can be significative more surprisingly than TikTok ones from the datasets.

We found TikTok created by the company Bytedance, more feedbacking, engaging on enough videos to infer a better engagement of the communities. This can be amplified spectacularly with few promotions paid small price monetized in our CFA. Including good interactions of similar interests after refusing several piles of embarrassing recommendations. We have found it absent, in TikTok to share with all friends moreover to all followers, which is a complication from the platform to ease attention from followers and thus inticing paid promotions. TikTok eases it only for a limited randomized set of familiarities. Previous studies inquiries revealed that the COVID pandemics has been a booster of the TikTok popularity within the existing ecosystem [13]. In TikTok as Youtube, the public or restricted visibility of videos is a non systematic decision for as well aesthetics than security concerns. Also many users have few videos in their profile, while their syncing more through TikTok lives and stories. Additionnaly, the latter cannot be annotated as profile videos.

During Gaza Hamas-Tsahal war, the press reported allegation that TikTok was more favorable to pro-palestinian content, but we found totally the opposite in the @hanifrabbanihaqqani dataset. We found Youtube more tolerant for the same pool of content, except when copyright was infringed. Youtube moderation of copyright violations is very verbally intimidating. TikTok ineligible recommendations seems not very tolerating free expression and can thus reject some precious content from a trigger that need to be shed light upon. TikTok has to improve the complications of his ineligible recommendation moderation, however he may lose very precious users with prospective competing billion accounts platforms.

Twitter, now X is the lead platform for world institutions and well-established personalities, but ordinary individuals should be cautious beyond following well protected profiles in the real world. X propulsed a lot of premium new features, like unlocking the limit of 140 characters. Cases of esoteric complications have been reported on Twitter, Facebook, and every bootstrapping to remote horizons, may have such complications.

Another worth mentioning social sharing platform Rutube.ru lacks yet internationalization beyond browser backed self-taught translation, while being very provided in diverse content from various regions of the world, we will not discuss it here yet, although he is not the last tiers with respect to outstanding ergonomics as the whole Yandex ecosystem as well to this angle of quality.

This paper takes advantage of the private Youtube, TikTok and Threads dataset profiles of @hanifrabbanihaqqani, which is a very rare exceptional african profile predicating islam from french maturity without equivalent printed and digitally whether in arabic, french or english. The main contribution of @hanifrabbanihaqqani is the solution that humbles every follower of the qourane millenary and half enigma, known as the pool of the *hourouf al mouqataate: the disjoint distinct musical letters of the quran*. Dr Diallo Mohamed Bobo, computer science researcher at UFHB university using the above pseudo @hanifrabbanihaqqani, is the first to document the *houroufenigma* scientifically proofable, without precedent in any documented language. Exploiting the analytics of his public account, revealed that TikTok users, exception identified, have very bad engagement patterns feedbacking but not watching at all the 30 minutes [3] video used for the comparison study of the attention patterns in Youtube and TikTok, as developed in the next section.

Hardly won statistical insights of one year of TikToking and Youtube broadcasting

We collected the dataset provided by Youtube and TikTok, from the @hanifrabbanihaqqani mentioned earlier, to compare their patterns related to attention and other significant invariat.

The main statistics of this article is that only 0.1% watched the whole top-1 video used on TikTok comparatively with Youtube, where viewers have it 9% that completed the whole video (Fig. 1). Youtube with only 5% of the followers has almost 4/5th of the attention that the video received on TikTok. Lambda may think that TikTok has a lot of artificial like, but there are 535 users that saved the video in their favorites, probably for consumption from better attention. In the Youtube case, 49 % of consumers were still watching the video after 30s, and according to the Youtube analytics, this is above average from the global Youtube dataset. TikTok users watched less of the video, but engaged visibly a lot by commenting, saving for later views of better attention, and by shares from within TikTok (Tab. 1).

Those searching the video on Youtube watch much longer than recommended once on Youtube except for rare views from playlists. Also few views originate from the page of the chain. In average recommended clicks have in average six minutes of attention. Shared by whatsapp videos also has also weak attention to @hanifrabbanihaqqani speech (only 1/10th of the video in average is watched).

We observed also that followers gave more attention than non-followers. But most views originate from non followers. Only 15.7 % of the followers viewed the video. More than half of the recommendation on Youtube in @hanifrabbanihaqqani dataset are from whatsapp shares and so.

	Average length of attention over 30 minutes	Pourcentage that streamed overall video
Youtube	4.25 m.	9%
TikTok	4.63 s	0.1%

Figure 1: Average stats in Youtube and TikTok.

État d'abonnement	Vues	Durée moyenne d'une vue	Pourcentage moyen de vidéo regardé	Durée de visionnage (heures)
<input type="checkbox"/> Total	347	4:16	14,2 %	24,7
<input type="checkbox"/> Non abonnés	322 92,8 %	3:49	12,7 %	20,5 83,0 %
<input type="checkbox"/> Abonnés	25 7,2 %	10:04	33,6 %	4,2 17,0 %

Figure 2: Attention of followers vs non-followers (Youtube).

Also 90% or so, of the viewers had less than 44 years old, and in spite of a large TikTok followers base, a lot of the engagement was from non followers. Moreover, some of the content consumers have other language preferences. Almost 6% settled in Arabic, French and English subtitles. However most of the viewers were from Côte d'Ivoire, which is a French speaking country as the content which is 79% French, 11% Arabica and 10% of various subtleties including haal poulaar dialect in the video.

The four seconds attention behaviourity analysis in TikTok

There are different assumption patterns of TikTok user behaviors when the video is feebacked positively and attention switched, but not only:

Content Familiarity: The content feebacked is already known outside the TikTok profile.

Digital illiteracy: The kids playing with the adult TikTok account and the pools of digitally illiterate maturities that may just feeback the visual subjectively.

Successful video designs: Some feeback may just congratulate the visual that can exceptionally be prouiding with pipeline of TikTok tools.

Esoterical capacities used online: Spiritually empowered maturities may feeback subjectively that attention is limited. Miraculous empowerings subtling the divine light of double hearing as witnessed often, and so expected in gnostics prodigious odysseys in true spiritual progressions.

Save and relay follow-up behaviours: Other save the content appreciate for further attention, and/or further relay to their network the content they appreciate or they want to make further proofing due whether to lack of langage fluency or else reasons.

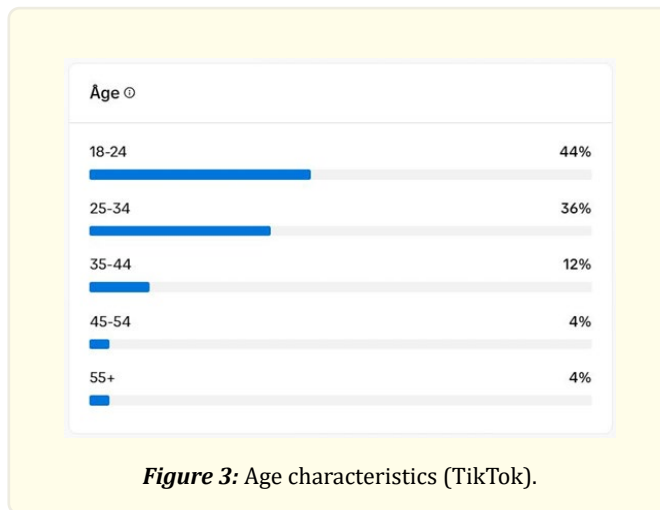



Figure 3: Age characteristics (TikTok).

Activity	FOLLOWERS	VEWS	LIKES	COMMENTS	SAVED	SHARES	CUMULATED ATTENTION
Youtube	179	114	15	10	n/a	n/a	24.8 hours
TikTok	40 000	19 100	14 000	101	535	123	56 hours

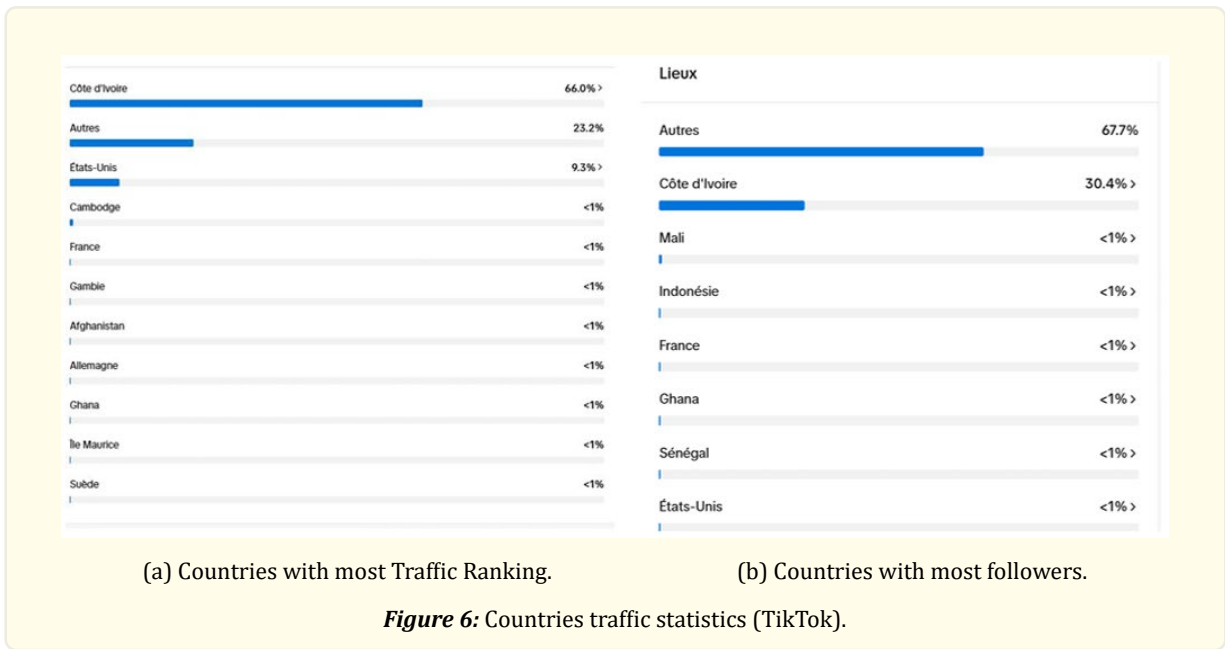
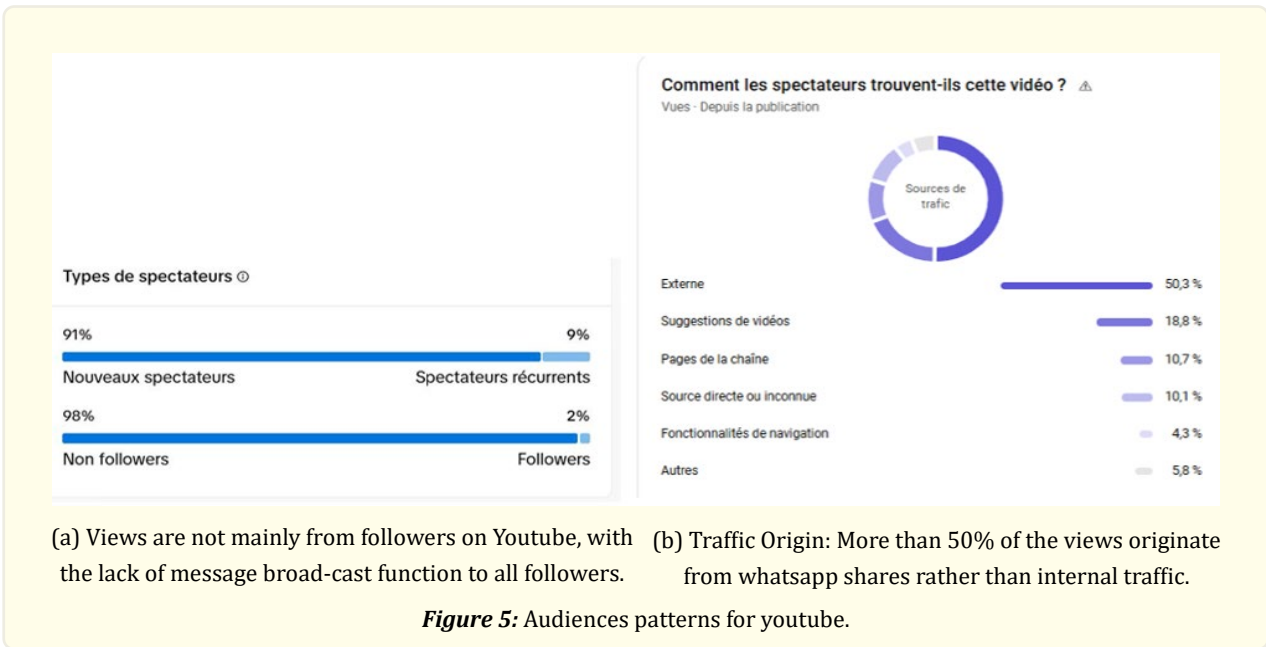
Table 1: Engagement statistics on the two profiles for the same best seller template video used for the study from the dataset.



(a) Devices characteristics: Mobiles and computers represent nineteenth percent of the traffic (Youtube).

(b) Language barriers: 11.7% watched with subtitles (Youtube).

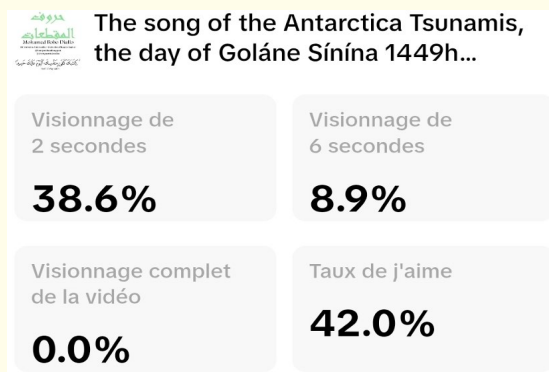
Figure 4: Devices and language diversity (youtu.be).



Further work

Maths, algorithmics and the stats of social networks: We know from experience of a good facebook profile connected to similar high profiles may have 100 to 200 likes for very celebration day photos and never more. A whatsapp status has rarely more than 12 feedback most of the time, unsponsored that has thousands of professionals profiled of trained digital literacy With 3.000 followings of different quality pattern, that have reciprocity follow back of quality profile, one may expect 1k - 10k available videos every day. Interesting questions are: what algorithmics neutrality we require for a good feed of low attention, and how often can we expect replay what have been saved on TikTok, days of low quality feed.


A first glimpse of attention in social networks through simulations: Characterizing attention in large scale social networks, given follower lambda with theta availability of attention, and network N of L users, assuming different laws to simulate the size of follower base popularity (Zipf, random, scraped), the same for the following base (balanced, unbalanced, unbalanced not backed), and assuming a random law to simulate the volume of daily publication we may simulate the results obtained with a custom framework self-prototyped.



(a) Statistics of attention patterns.



(b) Performance of a sample promotion towards Conakry Guinea.



(c) Origin of attention from Guinea cities.

Figure 7: Performance of a promotion towards Conakry Guinea (TikTok).

Patterns of sponsored and not sponsored videos of the same profile: In a further investigation, it is interesting to study non sponsored videos engagement predictability for a follower base. We have already noticed the number of likes on TikTok oftenly between 30 to 100 likes without sponsoring in the dataset.

The TikTok monetization strategy of attention from analysis of non sponsored videos: It is a concern that TikTok doesn't have an obvious share to all your followers, so why sponsoring for new opportunities of contact, when you are really not sure all followers have been synchronized the video in their feed.

Automating social interactions logic without social networks and the friend routine: Many videos deserving further social interactions to make them achieve further visibility, including deciding whether worth sponsoring predictably further many others preferred sentimentally. Also, It is lacking in TikTok the obvious button to push to all followers. It seems to be one of this strategies to limit further interactions of better alternative leaders and get surprised from within the five vetos diktats. There is plenty of users in the dataset that like the video without following back. This may due for many reasons, including some accept to follow-back after their like after further attention expected by some digital social networks cognitions. Why not automating the way you envision your network, like you VBA in your Excel.

Comparison to other leaders of similar characteristics: We plan to request data from different leaders of different communities with various type of videos including ordinary stories, whether they do not receive further attention from their community digital social behaviour.

TikTok inelegible recommendations: TikTok has a very discouraging *Ineligible recommendation* pattern. Many videos annotated and created from his own music pool and pipeline tools are marked *Ineligible recommendation* even when applauded by three tens of users, while a lot of perversity dances are encouraged and recommended to new TikTok users creating a new account before the connect their session the first time.

TikTok download videos function insufficiency: TikTok have a pipeline of tools to create videos of prodigious rendering sometimes. However when downloaded for offline experiences, they are trunked always the first 15 s, and also longer videos may not streamed entirely by TikTok on mobile witnesses. May be TikTok reinforce a like, share and scroll further habit by his own settings with users of very opposite digital habits striving it.

Related Discussions

Information overload is since the inception of the Internet something dreaded to quality of engagement discrepancies. The term has been popularized in a futuristic book of the seventies [1]. As Internet has become a global critical infrastructure with social networks selling experiences to billions of users there are concerns, information overload has become a concrete reality every single Internet user can witness. To the best of our awareness, this is a pioneering work on addressing this issue of attention scarcity and how it relates to quality of engagement and social network ethics who not monetize equally fair. There have been a lot of insightful work on the topic of social network analytics, but we found no tightly close work as of search engines recall quality and of precision of that we have ourselves of limited attention.

Some recent sociological study reports that users overestimate their perception of time spent on TikTok videos for a dataset of 255 participants [4]: seventy percent reported spending 24 hours or less per week. Other recent study also reinforced the knowledge that TikTok videos popularity depends on the time of upload for a given community time [8]. Other interesting work share their introspection of the TikTok algorithm which is very kind of social curiosity thirsty of inspecting what have a network deeper analytics to recommend intricately from ambient keywords, identifiers and so [12, 2].

Surprisingly, the TikTok API [2, 11] for research is only early chaabane 1447h (2026g) supported only for European Union and United States partner institutions to the USA NSA certainly on fine-tuned information warfare.

Conclusion and perspectives

This article used the private dataset from @hanifrabbanihaqqani account online on social media networks to demonstrate that the world's best french-speaking islamic content receives few interactions on social networks, exception for TikTok, with similarity of quality contributions. It receives very little feedback even from tens to hundreds of followers, rarely exceeding a hundred views, except in cases of paid promotion boasting them to thousands prints with increasing level of attention. This paper illustrated early insights to the problem of attention, with the respect of prestigieux intellectual courses not benefited to help better education in the world but what an ego can better progress in the courses for the better sits of the world chess backed united nations consensused five vetos. This is a first insight to better deepened with more in-deepened time frames. We need also to compare these statistics to less significancy videos as well as to the dataset of other TikTokers of great insightness valuedly publicly broadcasted to better patternize and fine-grained analyses current trends in social networks usages. Some of the data are already available and will be incorporated in longer versions including whenever camera-ready requested.

References

1. Meeyoung Cha., et al. "I tube, you tube, everybody tubes: analyzing the world's largest user generated content video system". In Proceedings of the 7th ACM SIGCOMM conference on Internet measurement (2007): 1-14.
2. Francesco Corso, Francesco Pierrri and Gianmarco De Francisci Morales. "What we can learn from tiktok through its research api". In Companion Publication of the 16th ACM Web Science Conference (2024): 110-114.
3. Mohamed Bobo Diallo. "A meditation on the millennia-old, enigmatic musical letters of the Quran".
4. Angelica Goetzen., et al. "Likes and fragments: Examining perceptions of time spent on tiktok". arXiv preprint arXiv:2303.02041 (2023).
5. Jennifer A Harriger, J Kevin Thompson and Marika Tiggemann. "Tiktok, tiktok, the is now: Future directions in social media and body image". Body Image 44 (2023): 222-226.
6. KLE Jean Philippe Hermon. "Need to create an instant messaging application for the Ivorian police". Police Commissioner Trainee Program, Abidjan Police Academy 02 (2021).
7. Shaheen Kanthawala., et al. "It's the methodology for me: A systematic review of early approaches to studying tiktok". (2022).
8. Daniel Klug., et al. "Trick and please. a mixed-method study on user assumptions about the tiktok algorithm". In Proceedings of the 13th ACM web science conference (2021): 84-92.
9. Jong Gun Lee, Sue Moon and Kave Salamatian. "An approach to model and predict the popularity of online contents with explanatory factors". In 2010 IEEE/WIC/ACM International Conference on Web Intelligence and Intelligent Agent Technology 1 (2010): 623-630.
10. Christian Montag, Haibo Yang and Jon D Elhai. "On the psychology of tiktok use: A first glimpse from empirical findings". Frontiers in public health 9 (2021): 641673.
11. George DH Pearson., et al. "Beyond the margin of error: a systematic and replicable audit of the tiktok research api". Information, Communication & Society 28.3 (2025): 452-470.
12. Julia Salles. "Affect and prediction in short-video social media recommendation algorithm: Tiktok and the missing half-second". New Media & Society (2025): 14614448251385086.
13. Andreas Schellewald. "Understanding the popularity and affordances of tiktok through user experiences". Media, Culture & Society 45.8 (2023): 1568-1582.
14. Alvin Toffler. "Future shock". New York: Random House (1970).